



### District Report Card: 2017


<b>State:</b> Gujarat	<b>District:</b> Kheda
<b>Class:</b> 5	<b>Subject:</b> Language
<b>Schools:</b> 61	<b>Students:</b> 1359


### Participation/Coverage


#### Students

<b>GENDER</b> 	Boys		Girls	
	Number	%	Number	%
	672	49.45	687	50.55

<b>AREA</b> 	Rural		Urban	
	Number	%	Number	%
	1159	85.28	200	14.72

<b>CATEGORY</b> 	SC		ST		OBC		GEN	
	Number	%	Number	%	Number	%	Number	%
	52	3.83	24	1.77	1148	84.47	135	9.93

<b>CWSN</b> 	LD	VI	HI	S&LD	ID	Oth
	5	4	1	1	2	45

<b>Management</b> 	Government		Government-aided	
	Number	%	Number	%
	1329	97.79	30	2.21

### Average Performance of Students in Language (%)

Overall	Gender		Area		Management		Social Group			
	Male	Female	Rural	Urban	Govt.	Aided	SC	ST	OBC	GEN
62.90	63.20	62.60	63.99	56.57	62.70	71.56	62.56	56.94	63.05	62.81

## Performance on Learning Outcomes (LOs)

Learning Outcomes	Description	Average Performance(%)
L504	Reads and comprehends independently storybooks, news items/ headlines, advertisements etc.	60.63
L508	Reads text with comprehension, locates details and sequence of events	64.03

Range of Performance of Students who Answered Correctly							
Below 30%		30% - 50%		50% - 75%		Above 75%	
Number	%	Number	%	Number	%	Number	%
83	6.11	252	18.54	660	48.57	364	26.78

## Lowest Performing Learning Outcomes (LOs)

- 1 - Reads and comprehends independently storybooks, news items/ headlines, advertisements etc. (60.63)
- 2 - Reads text with comprehension, locates details and sequence of events (64.03)